

NEED A BOAT?
WE GOT YOU
COVERED!

BangkaPro

Now everyone can go boating!

2019
CATALOG



BangkaPro

Now everyone can go boating!

COMPANY BACKGROUND

BangkaPro Aquatics Inc. is a company made of young and modern professionals bound by a common vision and resolve to develop the Philippine's boating, outdoor recreation, and water transportation industry in a fun, responsible, and exciting new way. Each products and services we offer are of high quality substance and are tailored specially for our customers. We work closely with our vendors and clients to make sure each requirement are carefully satisfied, paying attention to even the smallest details. We also pride ourselves with our excellent customer service and sound business ethics.



OUR MISSION

The Philippines is blessed with over 7000 islands waiting to be explored through boating or various outdoor activities. Historically Filipinos have a cultural affinity with anything related to the outdoors, ocean, lakes, and rivers and BangkaPro brings everyone closer to that desire and help everyone to live a fun, exciting, healthy, and responsible lifestyle.

BangkaPro aims to give everyone the chance to enjoy the pleasure of boating—to make it mainstream, fun, and affordable. Our inflatable, rigid hull inflatable, and fiberglass motorboats are durable, inexpensive, attractive and something that we believe everyone will be proud of owning. We strive to create an environment where boating enthusiasts in the Philippines can come together and share their boating experience.

WITH BANGKAPRO, NOW EVERYONE CAN GO BOATING!



Table of Contents

BangkaPro
Now everyone can go boating!



04

INFLATABLE BOATS



10

FIBERGLASS BOATS



14

ALUMINUM BOATS



17

BANGKAPRO EXPRESS



22

FLOATING DOCKS

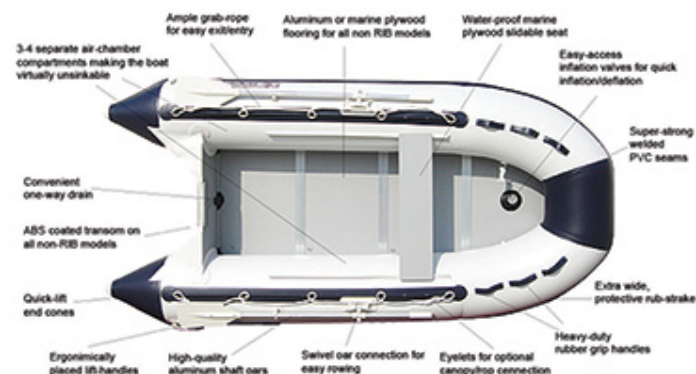
01	Cover	07	RIB Rascal and Decker	13	Fiberglass Boats Marlin	19	Water Transport Catamaran
02	Company Background	08	Professional Rescue Boats	14	Aluminum Boats Utility Boats	20	First Responder FRP
03	Table of Contents	09	Professional Rescue Boats	15	Aluminum Boats Pontoon	21	First Responder LCT
04	Inflatable Boats Skipper	10	Inflatable Boat Accessories	16	Aluminum Boat Landing Crafts	22	Floating Docks Pontoon & PE
05	Inflatable Rafts	11	Fiberglass Boats Piranha	17	BangkaPro Express	23	Floating Platforms
06	RIB Barracuda	12	Fiberglass Boats Angler	18	Water Transport Monohull	24	Back Cover

INFLATABLE BOATS

Skipper



MODEL	LENGTH	WIDTH	TUBE AIR CHAMBERS	HP	PAX	MAX LOAD	WEIGHT
S270	270	153	42 3+1	10	3	484	48
S290	290	155	42 3+1	10	4	510	52
S290	290	155	42 3+1	10	4	510	52
S360	360	168	45 3+1	20	5	689	70
S380	380	170	45 3+1	20	6	727	75
S380	380	170	45 3+1	20	6	727	75
S420	420	188	48 4+1	30	7	1087	88
S470	470	188	48 4+1	40	8	1100	96
S520	520	202	55 4+1	40	10	1300	120
S550	550	208	55 4+1	40	11	1350	130
S600	600	208	55 5+1	50	12	1400	145
S670	670	221	57 5+1	125	13	1580	152
S720	720	236	62 5+1	135	14	1750	165



ASK US HOW YOU CAN CUSTOMIZE

If you live close to the water, or ever wanted to go boating, but lack the resources or storage space for a full size boat, then you should consider BangkaPro's Skipper inflatable boats. Our inflatable boats take up as much space as a medium size bag when deflated, and can be stored almost anywhere, such as a car trunk, closet, or even an empty corner of your apartment. But when inflated, with our foot, hand or electric pump, in a matter of minutes, our inflatable boats can take you or your whole family for a day of fishing, fun and exploration at exhilarating speeds. When you're done, simply just let the air out, remove the flooring, and roll everything back into the bag, till next time.

FEATURES

- Heat welded seams for better performance in hot and humid weather
- All around rubber or rope grab lines
- Soft grip rubber carrying handles
- Separate internal air chambers
- One-way drain valve with plug
- All around, durable rubber strake
- Safety valve to prevent over inflation
- Stainless steel D-rings for easy towing
- Reliable flat air valves with pushpin design
- Top tube hogging strip with loop holes and canopy attachment points

OPTIONAL ITEMS

- Canopy
- Transom Wheels
- Underseat Bag
- Bow Bag
- Bow Tent
- Fishing Rod Holder
- Ladder
- Boat Cover



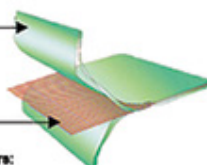
A - Black
B - White
C - Light Grey
D - Dark Grey
E - Dark Blue (Navy)
F - Blue
G - Light Blue
H - Dark Green (Army)
I - Green
J - Yellow
K - Orange
L - Red

* Not all colors are in stock, contact us for availability

CONSTRUCTION

Outside PVC layers offers:
Abrasion resistance;
Extreme condition resistance,
Chemicals resistance.


Inside high polyester fabric offers:
Dimensional stability;
Tensile and tear strength.



PVC MATERIAL

Hypalon Outside CSM layer gives:
Weather resistance - (fading and aging)
Chemical resistance;
Abrasion resistance.

Layer of Neoprene in between the CSM and the textile.



Inside Neoprene sheets gives:
High-pliability and relative adhesion;
Air tightness (no air in the high joints).

High Tensile textile gives:
Basic mechanical properties (tensile and tear strengths);
Dimensional stability.



HYPALON MATERIAL



S320



S420



S470



S380


INFLATABLE RIVER RAFTS

Rapid

BangkaPro Rafts are heavy-duty, commercial grade, exceptional quality and workmanship white water raft that are portable when deflated and virtually unsinkable when blown up with air. It's specially made for the rigorous beatings a raft takes on professional river rafting trips. Totally rigid, it can withstand most debris or rocks with no effect. These rafts have been tested and passed expert rafting companies physical tests. White water ready!



MODEL	LENGTH (CM)	WIDTH (CM)	TUBE	AIR CHAMBERS	PAX	WEIGHT
RPD370	370	191	48	4+1+2	8	72
RPD420	420	196	48	4+1+2	10	78
RPD470	470	196	48	4+1+3	12	89
RPD520	520	220	54	4+1+3	14	97



INFLATABLE FLOOD RAFTS

Flood Rafts

Our most affordable inflatable boat doesn't take shortcuts on quality. Same construction as the other inflatable boats but built more for emergency use and unexpected flooding. Comes with inflatable air deck flooring for easy storage and quick inflate/ deflate tube valves makes this highly portable.

Perfect for communities prone to flooding, includes paddles, foot pump, carry bag and repair kit.



MODEL	LENGTH (CM)	WIDTH (CM)	TUBE	AIR CHAMBERS	PAX	WEIGHT
FL200	200	130	33	2	3	250
FL270	270	130	33	2	3+1	484
FL290	290	130	33	2	4	510
FL320	320	130	33	2	5	568



RIGID INFLATABLE BOATS

Rascal

Rascal is BangkaPro's basic entry level rigid inflatable boat and has our simplest hull design, it is made from a fiberglass hull and PVC or Hypalon rubber tubes with rear mounted and rear controlled outboard engines (tiller, no console).



With its wide body and low center of gravity it is extremely stable and perfect for quick loading and unloading. This boats are perfect for fishing, scuba diving, or simply as a transport between destinations. Available in various designs and sizes this is a great boat for those new to boating.

RASCAL REGULAR (R)

- Fiberglass Hull
- Wrap around rubbing strake
- Grab handles with holes for bimini
- D-Rings
- Drain hole
- Transom splash guard
- Sliding or fixed marine wood seat (s)
- Carrying Handles



R390

RASCAL WITH BUILT-IN FRONT LOCKER (RL)

- Fiberglass Hull
- Bow locker/seat (with cushion)
- Wrap around rubbing strake
- Rope/PVC grab handles with holes for bimini
- D-Rings
- Drain hole
- Transom splash guard
- Sliding or fixed marine wood seat (s)
- Carrying Handles



RL390



RL360

RASCAL MODELS

MODEL	LENGTH	WIDTH	TUBE(CM)	AIR CHAMBERS	HP	PAX	MAX LOAD	WEIGHT
R300	300	164	42	3	12	4	650	74
R330	330	164	42	5	15	5	750	87
R390	390	170	45	3	25	6	820	90
RL300	300	164	42	3	12	3	550	71
RL330	330	164	42	3	15	5	650	76
RL360	360	166	43	3	20	5.5	750	89



RL390



R360



R390



RL360

RIGID INFLATABLE BOATS

Barracuda



BangkaPro's sporty and fearsome Barracuda RIB gives you a stylish way to go boating. These RIBs are equipped with a steering console and mechanical engine controls. It's a multi-purpose boat that combines value, design, agility, and versatility. The Barracuda combines superior handling with yacht-like features for comfort and on water enjoyment. Featuring BangkaPro's deep V hull design the Barracuda is a true sport boat offering the refinements of a yacht tender and the comforts of a runabout without sacrificing performance.

MODEL	LENGTH	WIDTH	TUBE(CM)	AIR CHAMBERS	HP	PAX	MAX LOAD	WEIGHT
B420	420	203	51	4	40	6	950	216
B440	440	205	51	4	50	7	1100	226
B470	470	205	52	6	60	8	1250	242
B520	520	207	52	6	75	10	1330	288
B580	580	250	58	6	120	11	1500	375
BR420	420	185	45	4	40	7	1045	160
BR470	470	195	45	4	60	9	1245	184
BR520	520	220	50	4	80	10	1360	295
BR620	620	250	55	6	120	13	1630	590
BR670	670	265	55	6	200	14	1725	790

BARRACUDA REGULAR (B)

- Control Console
- Driver Seat (stand up or sit down)
- Bow Storage/Seat
- Single row grab ropes (optional double)
- Carrying Handles



RIGID INFLATABLE BOATS

Decker

The Decker combines luxury and elegance with BangkaPro's versatile RIB boats. These beautiful boats will sure make you the talk of town and have everyone turning their heads. Specially molded fiberglass hull gives the look and appearance comparable to its much more expensive speedboat or yacht counterparts. Comes with side or center control console and has plenty of storage compartments.

MODEL	LENGTH	WIDTH	TUBE(CM)	AIR CHAMBERS	HP	PAX	MAX LOAD	WEIGHT
D390	390	184	48	184	25	6	820	130
D420	420	195	45	195	40	7	1045	164
D470	470	195	45	195	60	9	1245	188
D520	520	236	50	236	80	10	1360	295
D570	570	238	54	238	100	12	1530	460



BARRACUDA WITH BUILT-IN REAR SEAT (BR)

- Control Console w/ Front Seat
- Driver Seat (stand up or sit down)
- Rear Seat/Storage (moulded in)
- Bow Storage/Seat
- Single row grab ropes (optional double)
- Carrying Handles



PROFESSIONAL RESCUE BOATS RIGID INFLATABLE BOAT RESCUE SERIES



FEATURES

- 1.2mm Heavy Duty PVC or Hypalon Material
- Heat welded seams better for hot climates
- 3-4 Separate Air Compartments (depending on size)
- Wrap around tube rope handles with rubber material reinforcement for tougher construction
- Inside tube rope handles to aid in easy boat re-entry
- Multiple D-Rings throughout the boat for convenient equipment attachment points
- Built in fuel tank strap
- Anti slip surface aluminum flooring
- Marine plywood seat with anti slip surface (R360RS Only)
- Air pressure relief valves to prevent over pressure
- Extra wide rubbing strake on side of boat
- Soft grip carrying handles
- PVC reinforced transom tube attachment points
- Splash guards
- Transom engine mount with heavy duty U-bolts
- Includes 2 paddles, repair kit, carrying bag, foot pump



BangkaPro's professional inflatable and rigid inflatable boats are built for commercial and government operations requiring highly durable and seaworthy construction at very cost effective pricing. These workhorse boats utilize the most modern construction methods and technology and are similar to what first responders, military, and professional users around the world uses.

MODEL	LENGTH	WIDTH	TUBE DIA	PAX	LOAD	ENGINE HP	WEIGHT
R360RS	360	166	43	6	750	20	89
B470RS	470	205	52	8	1250	60	242
B520RS	520	207	10	10	1350	75	268
B580RS	580	250	56	12	1500	120	375



BARRACUDA 580RS



RASCAL 360RS



BARRACUDA 470RS



BARRACUDA 520RS

Professional Rescue Boats



BangkaPro understands the needs of government LGUs and the need for lifesaving equipment. The Philippines is prone to a wide array of calamities and we are committed to providing the best life saving equipment at the most affordable prices.

BangkaPro's professional rotomolded polyethylene, inflatable, and rigid inflatable boats are built for commercial and government operations requiring highly durable and seaworthy construction at very cost effective pricing. These work-horse boats utilize the most modern construction methods and technology and are similar to what first responders, military, and professional users around the world uses.

MODEL	LENGTH	WIDTH	DEPTH	PAX	LOAD	ENGINE HP	WEIGHT
HAMMERHEAD	398CM	133CM	51.5CM	6-10	800KG	15	130KG
STINGRAY 360	360CM	140CM	50CM	6	80KG	9.8	600KG
STINGRAY 400	400 CM	150CM	55CM	8	100KG	15	800KG
MANTARAY	430CM	160CM	80CM	10	120KG	25	1200KG



HAMMERHEAD
POLYETHYLENE RESCUE BOATS



STINGRAY
POLYETHYLENE RESCUE BOATS



MANTA RAY
POLYETHYLENE RESCUE BOATS



SKIPPER RS
INFLATABLE RESCUE BOATS

BangkaPro's Skipper Rescue Series (SRS) inflatable boats are some of the toughest rescue boats in the market today. Special care is taken to meet the rigorous requirements of rescue professionals where having the right equipment and functions could be critical in a successful rescue.



BARRACUDA RS
RIB RESCUE BOATS

BangkaPro's professional inflatable and rigid inflatable boats are built for commercial and government operations requiring highly durable and seaworthy construction at very cost effective pricing.



FIRST RESPONDER
FIBERGLASS RESCUE BOATS

BangkaPro has the widest selection of fiberglass boats in the Philippines. We've put together the best suppliers with great track records in building your perfect boat.

INFLATABLE BOAT Accessories

BangkaPro offers highly customizable inflatable and rigid inflatable boats according to each of our customer's needs. Color and designs are just a few options. Improve your boat's look and maximize its potential with our wide selection of accessories. Here are some of our popular accessories you can purchase with your boat at affordable prices.



Underseal Bag



Ropes



Trolling Motors



Transom Wheels



Canopy



Engine Stand



Fish Rod Holder



Foot Pump



Hand Pump



Ladder



Life Vests



Life - Buoy



Repair Kit



Steering Set



Anchor



Bow Bag



Bow Tent



Control Consoles



Electric Pump



Engine Stand



Roll Bar



Ski Pole



Swivel chair



Trailer

FIBERGLASS BOATS

Piranha

Our Piranha series of boats are fiberglass boats perfect for fishing, scuba diving, utility, or as a tender. With its low center of gravity and wide design these heavy-duty boats can be used for work related water transport. A small outboard motor is fitted and controlled at the transom (rear) of the boat or a center console may be installed in the middle. May be customized to order depending on usage. Accessories available includes T-Top, side seats, stainless handle bars, and ladder



FEATURES

- Separate Storage Compartments
- Cleats
- Stainless steel handrails
- Rubbing Strakes
- Front FRP Side Seats
- Self bailing drain
- Solid Fiberglass Construction
- Stainless Handrails

OPTIONAL ITEMS

- Control Console with
- Front Seat and Storage
- Folding Canopy (Bimini)
- Full length aluminum canopy with canvas cover
- T-Top Canopy
- Ladder
- Driver Seat
- Bilge Pump
- Individual Seats
- FRP Side Seats
- Bluetooth MP3 Player w/ Speakers
- FRP Side Seats
- Trailer

MODEL	LENGTH	BEAM	ENGINE	CAPACITY	WEIGHT
P420	4.29M	1.59M	9.8-20HP	3	210KG
P480	4.82M	1.55M	20-25HP	4-5	230KG
P580	5.80M	1.8M	40HP	8	280KG
P700	7.00M	1.78M	40-70HP	10-12	310KG
P670L	6.70M	2.23M	80-115HP	8	560KG
P790L	7.90M	2.25M	20-25HP	12	1020KG

MODELS



PIRANHA 420



PIRANHA 480




PIRANHA 580



PIRANHA 700



PIRANHA 670L



PIRANHA 790L

FISHING BOATS

Angler

Fishing enthusiasts will love BangkaPro's Angler Series of fiberglass boats. They are equipped with plenty of cargo compartments, a fuel tank, and some even have a built in fish hold for your big catch. These roomy boats come with a center control console for ease of operation, bilge pump, railings, and cushioned seats. Optional equipment includes roof, anchor, and ladders.

FEATURES

- T-Top Aluminum Frame hard top
- Aft Bench Seating
- Beverage Holders
- Swimming Ladder
- Bow Handrails - Stainless Steel
- Mooring Cleats
- Bow Storage
- Navigation Lights
- Switchboard

- Safety Handholds
- Wraparound Windshield with Safety Glass
- Live Fish Hold
- Bilge Pump

OPTIONAL ITEMS

- Outboard Engine
- Battery
- Mechanical Steering Set
- Boat Cover
- Bow Cover
- Cockpit Cover
- Fishing Rod Holders
- Bluetooth MP3 Player w/ Speakers
- Ski Eyes
- Trailer
- Color Selection

MODELS



ANGLER 500



ANGLER 580



ANGLER 710L



ANGLER 710S



ANGLER 700



ANGLER 760



ANGLER 600



ANGLER 750



MODEL	LENGTH	BEAM	ENGINE	CAPACITY	WEIGHT
A500	5M	1.9M	50HP	8	1045KG
A580	5.80M	1.98M	50-70HP	8	1300KG
A600	6.00M	2.3M	90-150HP	6-8	600KG
A700	7.00M	2.55M	150HP	6	950KG
A710S	7.10M	2.46M	115-200HP	10	920KG
A710L	7.10M	2.46M	115-200HP	10	920KG
A750	7.50M	2.3M	90-200HP	8-10	700KG
A760	7.60M	2.3M	70-115HP	10	1240KG

FIBERGLASS BOATS

Marlin

Introducing BangkaPro's top of the line fiberglass boat series, the Marlin. These high performance boats have world-class designs that are sure to make you the talk of town. Some Marlin models are available with inboard or stern drive motors and some have a built in sleeper cabin for overnight excursions. Use these boats for leisure cruising, fishing, water-skiing, or just plain speed.

FEATURES

- Aft Bench Seating
- Beverage Holders
- Swimming Ladder
- Bow Handrails - Stainless Steel
- Mooring Cleats
- Bow Table
- Navigation Lights
- Switchboard
- Safety Handholds
- Wraparound Windshield with Safety Glass
- Window Opening at Center Section storage: Beneath bow and Back seats

OPTIONAL ITEMS

- Bimini - Aluminum Alloy
- Outboard Engine
- Bowrider conversion
- Battery
- Mechanical Steering Set
- Boat Cover
- Bow Cover
- Cockpit Cover
- Reinforced Towing Pole
- Trailer
- Color Selection



MODEL	LENGTH	BEAM	HEIGHT	ENGINE	CAPACITY	WEIGHT
M480	4.7M	1.76M	0.9M	40-50HP	6	420KG
M535	5.35M	2.15M	6.50M	90-250HP	8	825KG
M550	5.50M	2.15M	6.50M	90-250HP	8	825KG
M630	6.30M	2.20M	1.15M	90-200HP	10	950KG
M710S	7.10M	2.46M	1.19M	115HP-300HP	11	920KG
M710P	7.10M	2.46M	1.19M	115HP-300HP	11	920KG
M700C	7.00M	2.55M	0.6M	150HP-220HP	6	1200KG
M760S	7.60M	2.64M	1.19M	115HP-200HP	12	1200KG
M760H	7.60M	2.64M	1.19M	115HP-200HP	12	1200KG
M880S	8.80M	2.64	1.19M	115HP-200HP	12	1200KG

MODELS




ALUMINUM BOATS

Utility & Bowrider

UTILITY

BangkaPro's Aluminum Utility Boats has a shallow draft for quick beach on and off operations. Great for short passenger transport, utility, or as fishing boat. Comes with two rod holders and plenty of storage space. Handle bars and rear step also comes standard.



BOWRIDER

Family and friends can ride in style with our Aluminum bow riders. Plenty of seating, including an open bow make this a perfect leisure boat.



MODEL	LENGTH	BEAM	DEPTH	WEIGHT	MAX HP
AL370	3.70	1.53	0.65	85KG	15
AL420	4.20	1.81	0.78	185KG	40
AL450	4.50	1.81	0.78	235KG	50

MODEL	LENGTH	BEAM	DEPTH	WEIGHT	MAX HP
ALB500	5.0M	2.15M	1.15M	435KG	90
ALB550	5.5M	2.15M	1.15M	495KG	115
ALB590	5.9M	2.25M	1.25M	515KG	140

FEATURES

- Anchor Well
- Rear Step
- Cup Holders
- Fishing Rod Holders (2)
- Bench Style Seats (2)
- Handrailings Bow and Stern
- Side Pockets For Storage (2)
- Extruded Side Deck
- Transducer Bracket
- Bollard
- Rolock Blocks Set
- Carpeted Flooring Between seats
- Casting Platform with Storage

OPTIONAL ITEMS

- Trailer
- Bimini
- Color Options (added charge)
- Boat Cover
- Logo Markings



FEATURES

- Bow Anchor Roller
- Anchor Well
- Windshield with Door
- Cup Holders
- Fishing Rod Holders (2)
- Folding Rear Seat
- Handrailing Bow
- Side Pockets For Storage (2)
- Rear Ladder
- Fuel Tank 70/90/120L
- Extruded Side Deck
- Transducer Bracket
- Bollard

- Cleats
- Driver and Passenger Seats
- Bilge Pump
- Casting Platform with Storage
- Live Bait Tank
- Battery Box
- Navigation Lights

OPTIONAL ITEMS

- Trailer
- Bimini
- Color Options (added charge)
- Boat Cover
- Table
- Logo Markings



ALUMINUM BOATS

Pontoon

Pontoon boats are high buoyancy boats that use pontoons as floats creating a stable boat that can take heavy loads. BangkaPro's Cruiser 580 and Cruiser 750 Pontoon boats are the ultimate fishing or party boats with plenty of room to spare. Plush comfortable seats and a sound system are just a few reasons why these boats will give everyone a reason to lounge around for an extended period of time on the water! Customizable interior can be with fishing seats or for maximum seating "party" configuration.

FEATURES

- Marine Grade Aluminum Pontoons 3mm Thick
- Wood Composite Flooring (WPC)
- Aluminum Railing
- Control Console with Windscreen
- Plush Cushioned Sofa with Cup Holders Marine grade leather, waterproof, beige color
- Underseat storage
- Aluminum Base Folding Driver Seat
- Bimini (1 Set)
- Front and Rear Entry Gates
- Stainless Steel Cleats
- Removable Table with Cup holders (2 set)
- Navigation Lights
- MP3 Player with Bluetooth
- 4 x Audio Speakers
- Switchboard
- Aluminum Outboard Motor Mount
- Stainless Steel Ladder
- Aluminum Tow Rings 8mm (5 pcs)

OPTIONAL ITEMS

- Trailer
- Extra Bimini
- GPS/Fish Finder
- Boat Cover
- Extra Table
- Stowable Changing Curtains with Portable Toilet
- Fishing Rod Holders
- Upgraded Luxury Driver Seat
- Upgraded Console
- Body Color Options (red, black, blue)
- Two Color Sofa (Light grey black, beige, camel)
- VHF Radio
- LED Lighting
- Live Fish Well



MODEL	LENGTH	BEAM	DEPTH	PAX	PONTOONS	POWER HP
CRS580	5.8M (19FT)	2.28M	1.8M	9	2	60-90
CRS750	7.5M (25FT)	2.28M	1.8M	15	3	90-120



ALUMINUM BOATS

Landing Crafts



BangkaPro's Landing Crafts has been designed for both work and pleasure. It has a wide drop door/ramp in the bow for easy loading and unloading of equipment, passengers, or cargo. Very convenient when there are no available docks or shallow waters. Comes built standard with a deep-V bottom (except for LDG520) but may be customized to flat bottom for a shallower draft depending on the intended use and water conditions. It is available in several styles, including with center console, mini cabin, half cabin, or 3qtr cabin designs and your choice of outboard power. Our Landing Crafts are built with marine grade aluminum alloy 5083-H116 with 5mm thickness on the bottom and 4mm on the sides.

FEATURES

- Marine Grade Aluminum Alloy 5083-H116 5mm on bottom, 4mm on sides
- Console With Front Seat
- Windshield
- Driver Seat
- T-Top
- Simple Handrailings
- Configurable Seating Arrangement
- Bow Drop Down Gate (Manual Control)
- Switchboard
- Windshield Wiper
- Navigation Lights
- Horn
- Bilge Pump
- Anti Skid Flooring
- Cleats

OPTIONAL ITEMS

- Outboard Engines
- Mini/Half/Three Quarter Cabins
- Toilet and Sink with Fresh Water Tank
- Ladders
- Trailer
- Motor Guard
- Towing Pole
- Folding Passenger Seats
- Folding Bench
- Bench with Storage
- Davit Lift Device
- Roll Bar
- TV/DVD Player
- Bluetooth Radio with Speakers
- Electric Fan
- Fishing Rod Holders
- Search Spotlight
- GPS/RADAR
- Signage/Logo Placement
- PaintColor Options

MODEL	LENGTH	BEAM	DEPTH	HP	MAX LOAD
LDG520	5.20M	1.80M	0.89M	60-90	600
LDG600	6.10M	2.55M	1.42M	115-200	1,500
LDG790	7.89M	2.55M	1.42M	150-250	2,500
LDG900	9.00M	2.60M	1.42M	150-300	3,000
LDG1100	11.00M	4.00M	1.75M	200-350	6,000



LDG520



LDG600



LDG600M



LDG600H



LDG600H



LDG790



LDG900H



LDG900M



LDG1100H



BANGKAPRO EXPRESS WATER TRANSPORT SERVICES

Does your area need a modern water transportation system? Do you need a more comfortable, more convenient, and faster way to go from point A to point B than the traditional Bangkas? BangkaPro Express Water Transport Services offers some of the latest designs and complete solutions for small range water taxi operations in the country. We have a wide range of small to medium capacity boats that ranges from 12 to 162 passengers and we are looking for partners to help us provide this service! We offer complete packages for you to have a modern and highly profitable water transportation business.

We will take care of all the hard work including the following:

- Complete supply of boat and accessories
- Supply of simple infrastructures such as floating docks and simple marine structures
- Training of operations personnel such as boat operator and crew members
- Boat and engine routine maintenance and repairs
- Application of marine permits
- Marketing materials and web promotion
- Cashless payment systems (Beep Cards)

The advantage is obvious. Talk to one of our representatives today and find out how to operate a modern water transport (ferry) service for a highly profitable venture in your area! You may also contact us via email at info@bangkapro.com for more information. We are on a mission to revolutionize the Philippine's water transportation system. Why not join us?

Financial plans and partnerships are available!



Best designed water taxi boats in the industry including simple infrastructure support



Wide variety of sizes and options catered specifically to each market's needs



Regular and reliable route schedules can be viewed online; marketing support



Easy payment system (Card or cashless Beep Cards)



WATER TRANSPORT 738



WATER TRANSPORT 880



WATER TRANSPORT 1160



WATER TRANSPORT 1500



WATER TRANSPORT 760



WATER TRANSPORT 980



WATER TRANSPORT 1250



WATER TRANSPORT 1800

WATER TRANSPORT Monohulls



BangkaPro's Water Transport boats are the perfect solution to the Philippine's medium capacity water transportation needs. With boats ranging from 12 to 162 passengers these boats are attractive, efficient, affordable, and are suitable for either river or ocean navigation.

We sell custom made to order Water Transport boats to private individuals and commercial customers. Each model can be customized to meet each customers unique requirements. Quality in craftsmanship comes standard. Our custom made boats for sale are all made one at a time by hand using the top level materials at every stage. In addition to top quality materials hulls are made to exceed standards of boat construction worldwide. Most our boats take 90 to 120 days to build and deliver. Customization is routine for most options that means no extra build time for special equipment or special finish. There is a wide variety of styles and design options to choose from. Contact one of our agents or dealers today to get more information or email us at info@bangkapro.com.

MONOHULL MODELS

MODEL	LENGTH	BEAM	DEPTH	HULL	PAX	ENGINE
WT700	7M	1.8M	0.76M	300KG	10-12	75HP
WT738	7.38M	2.15M	0.45M	800KG	10-12	150HP
WT760	7.64M	2.64M	1.19M	1,400KG	10-15	150HP
WT880	8.80M	2.64M	1.19M	1,600KG	20-24	115HP
WT980	9.80M	2.64M	1.19M	1,800KG	25-30	150HP
WT1160	11.60M	3.20M	1.36M	2,000KG	36-40	200HP
WT1250	12.5M	3.80M	1.38M	3,000KG	38-45	200HP
WT1500	14.5M	3.30M	1.40M	7,550KG	50	200HP
WT1800	17.5M	3.98M	1.40M	13,000KG	65	200HP



WATER TRANSPORT 700



WATER TRANSPORT 738



WATER TRANSPORT 760



WATER TRANSPORT 880



WATER TRANSPORT 980



WATER TRANSPORT 1160



WATER TRANSPORT 1250



WATER TRANSPORT 1500



WATER TRANSPORT 1800

WATER TRANSPORT

Catamaran



BangkaPro's Water Transport boats are the perfect solution to the Philippine's medium capacity water transportation needs. With boats ranging from 12 to 162 passengers these boats are attractive, efficient, affordable, and are suitable for either river or ocean navigation.

BangkaPro's Catamaran Water Transport boats are, in general, faster than single hull boats. This is due their very narrow and pointed double hulls. Catamarans are also very light, which further reduces drag and displacement.

Catamarans are also more stable than monohull ships because of their wide beams making them perfect for longer stretches of ocean, even in moderately large waves. Another advantage to this is the added space which means it can accommodate more passengers.

CATAMARAN MODELS

MODEL	LENGTH	BEAM	DEPTH	PAX	AISLE	ENGINE
WTC1800	17.6M	4.60	1.88M	65-80	SINGLE	DIESEL 320HP X 2
WTC2160	21.6M	5.55	2.18M	80-99	SINGLE	DIESEL 330KW X 2
WTC2700	27M	6.00	2.6M	100-120	SINGLE	DIESEL 450KW X 2
WTC2800	28.2M	7.60	2.80M	162	DOUBLE	DIESEL 522KW X 2



WATER TRANSPORT C1800



WATER TRANSPORT C2160



WATER TRANSPORT C2700



FIRST RESPONDER BOATS

Patrol Fiberglass Boats



BangkaPro's fiberglass boats can be converted to versatile utility boats that can be used for patrol, law enforcement, rescue, or as sea ambulance for LGUs, military, or private organizations. We work closely with our clients on customizing the perfect professional boat that are packed with features and can get the job done at the most affordable prices. Our hull designs are used all over the world so we are sure of their quality and durability. We back up our offerings with readily available customer service from our agents and dealers so that our clients will have a worry free transaction.

FEATURES

- Cabin Configuration
- Sliding Door Rear Entrance (PT760 & Up)
- Configurable Seating Arrangement
- Sliding Windows
- Bow Storage
- Switchboard
- 2 Drain Valves
- Stainless Roof Railing
- Red/Blue Patrol Lights
- Life Jackets/Life Ring/Fire
- Extinguisher
- Stainless Bow Handrails
- Dome Light
- Windshield Wiper
- Navigation Lights
- Horn
- Fuel Tank
- VHF Radio
- Loud Bull Horn Speakers
- Search Spotlight

APPLICATIONS

- Patrol
- Security
- Sea Ambulance
- Rescue
- Military

CONFIGURATIONS

- Open with Bimini (O)
- Half Cabin No Door (H)
- Three Quarter Cabin with Sliding
- Rear Door (T)
- Full Cabin with Rear Sliding Door (F)
- Open/Closed Bow

OPTIONS

- Toilet and Sink with Fresh Water Tank
- Patient Bed with Cabinet
- GPS/RADAR
- Bluetooth Radio with Speakers
- Rubber Bumper Guard



PATROL 710



PATROL 760



PATROL 880



PATROL 980



PATROL 1160

MODEL	LENGTH	BEAM	DEPTH	WEIGHT	PAX	ENGINE
PATROL 710	7.10M	2.46	1.19M	1000KG	8-11	115-150HP
PATROL 760	7.60M	2.64	1.19M	1200KG	14	115-200HP
PATROL 880	8.80M	2.64	1.19M	1600KG	12-24	115-300HP
PATROL 980	9.80M	2.46	1.19M	1600KG	15-30	115-300HP
PATROL 1160	11.60M	3.20	1.36M	1800KG	30-40	200-500HP

FIRST RESPONDER BOATS

Patrol Landing Crafts

BangkaPro specializes in customizing boats for each of our unique clients. Our Landing Crafts can be customized as a practical First Responder Boat that can easily be loaded and unloaded with or without a dock (perfect for beach landings). These specialized crafts can be converted into a open top high capacity personnel carrier or with a full cabin with front entrance and turned into a highly capable sea ambulance. Front drop down bow gate can be manually or electricaly operated.

FEATURES

- Marine Grade 5083-H116 Aluminum Alloy 6mm thickness on bottom, 5mm sides
- Console With Front Seat
- Windshield
- Driver Seat
- T-Top
- Simple Handrailings
- Configurable Seating Arrangement
- Bow Drop Down Gate (Manual Control)

OPTIONAL ITEMS

- Outboard Engines
- Mini/Half/Three Quarter Cabins
- Toilet and Sink with Fresh Water
- Tank
- Patient Bed with Cabinet
- Ladders
- Medical Equipment
- Trailer
- Motor Guard
- Towing Pole
- GPS/RADAR
- Loud Bull Horn Speakers

CONFIGURATIONS

- Center Console w/ T-Top
- Mini Cabin
- Half Cabin
- 3QTR Cabin



MODEL	LENGTH	BEAM	DEPTH	HP	MAX LOAD
PT-LDG520	5.20M (17')	1.80M (5'10")	0.89M	60-90HP	600KG
PT-LDG600	6.10M (20')	2.55M (8'4")	1.42M	115-200HP	1,500KG
PT-LDG790	7.89M (26')	2.55M (8'4")	1.42M	150-250HP	2,500KG
PT-LDG900	9.00M (30')	2.60M (8'6")	1.42M	150-300HP	3,000KG
PT-LDG1100	11.00M (36')	4.00M (13'2")	1.75M	200-350HP	6,000KG



MARINE DOCKING SOLUTIONS PONTON DOCKS WITH DECKING



Whether you are looking for a simple single boat dock or want to build a multi-slip marina, BangkaPro can build a professional floating boat dock to meet your specific needs. We pride ourselves as being the first in the country to offer small, but attractive and heavy duty, boat docking solutions. Create your own or use our most dependable designs, let us build your perfect boat or water recreation docking solutions!

FEATURES

Design & Layout

Utilizing the best materials for the job, we design boat docks with both aesthetics and function in mind. Your dock layout can be a platform design, single slip, double slip or completely customized. We take care in selecting the correct building materials for performance and budget.

Frame and Hardware

Our pontoon frames are made from hot dipped galvanized steel that is maintenance free, durable, and cost-effective and guaranteed to last more than 10 years, with a typical lifespan of 15 years or more without rusting. Aluminum made frames are also available upon special request.

Floating Pontoons

The heart of our floating docks are the heavy duty polyethylene floats that are UV resistant and impact proof filled with highly dense expanded polystyrene foam that will keep your dock buoyant for many years to come. The number of pontoons will depend on the how big the dock is and the estimated load amount.



MARINE DOCKING SOLUTIONS PE MODULAR DOCKS



Introducing BangkaPro's Polyethylene (PE) Modular Docks. Each one of our heavy duty pontoons can be easily assembled together to create your customized dock or water platform. Now you can create a dock for your water craft faster, less expensive, and more environmentally friendly than the conventional construction way.

FEATURES

Flexible Usage

Our floating pontoons can be used anywhere there is water and can be used as a dock, bridge, platform, fisheries, floating house, etc.

Anti-skid Design

Each one of our pontoons has an anti-skid design preventing people from easily slipping while using the platforms.

Top HDPE Material

Our floating docs are made from HDPE material- a heavy duty reinforced plastic material that is erosion resistant, anti freeze, anti-oxidation, and anti UV. It will not be eroded by sea water, chemicals, medicines, oil stains, or water-based creatures. It is pollution free and does not damage the environment. 100% recyclable.



FLOATING Platforms

APPLICATIONS

- Floating Restaurants
- Floating Bars
- Floating Cabins
- Event Platforms
- Floating Walkways
- Water Recreation Base
- Slow Moving Cruise Ship



FLOATING HOUSES

COMPONENTS

- Galvanized Steel Frames and posts (Optional Aluminum)
- Heavy duty polyethylene floats filled with highly dense and highly buoyant expanded polystyrene material.
- Stainless 316 accessories such as cleats, nuts, and bolts.
- Wood Plastic Composite (WPC - 60% plastic 40% wood) material that looks and feels like real wood makes up the bulk of the platform finish. It is environmentally friendly and has an average life span of 15 years or more.
- We have access to all sorts of materials that will compliment your project. Share with us your ideas today!



**YOU HAVE THE
IMAGINATION?
WE HAVE THE TOOLS
TO TAKE
YOU THERE!**

BangkaPro is the first in the county to specialize in manufacturing and supplying professional floating platforms that can be built according to each of our client's special needs. A wide range of uses could be as a floating walkway or a floating cabin. Built from high quality materials we guarantee our construction backed up by a 3 year warranty.

Perfect for places lacking suitable land space for walkways or events. Great for those wanting offer their guests a floating recreational or dining facility. We will manufacture all the components and assemble on site. Sit-down with one of our professional staff today and discuss how you can fulfill your dream of creating a professional floating project!



BOOZE CRUISE BARGE




FLOATING RESTAURANT



FLOATING BAR



FLOATING LOUNGE




FLOATING RECEPTION DECK



FLOATING WALKWAY

BangkaPro

Now everyone can go boating!



BangkaPro Aquatics Inc.

Address: 210 Menlo St, Corner Leveriza St.,
Pasay City, Metro Manila, Philippines

Website: www.bangkapro.com
www.resortcentral.ph

Email: info@bangkapro.com

